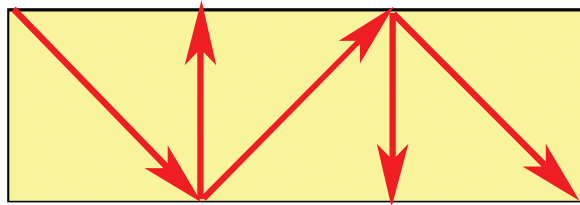
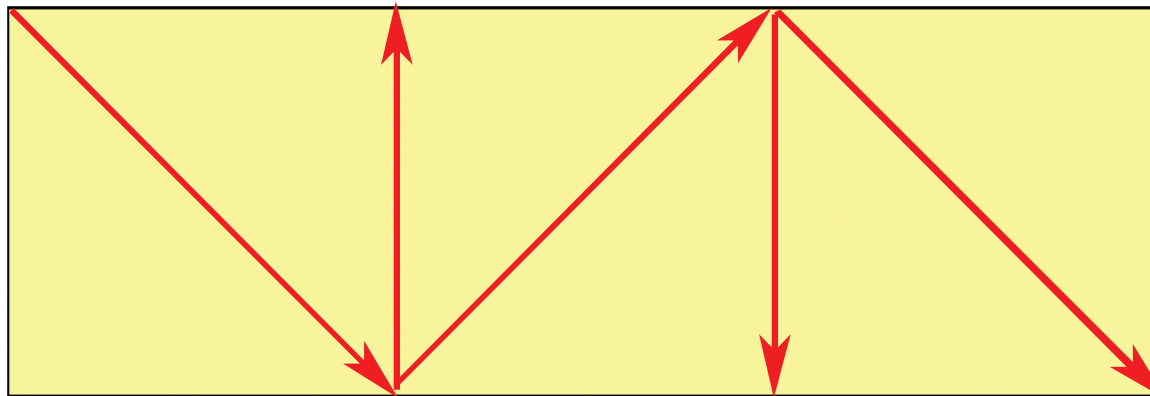


marion jewels in fiber

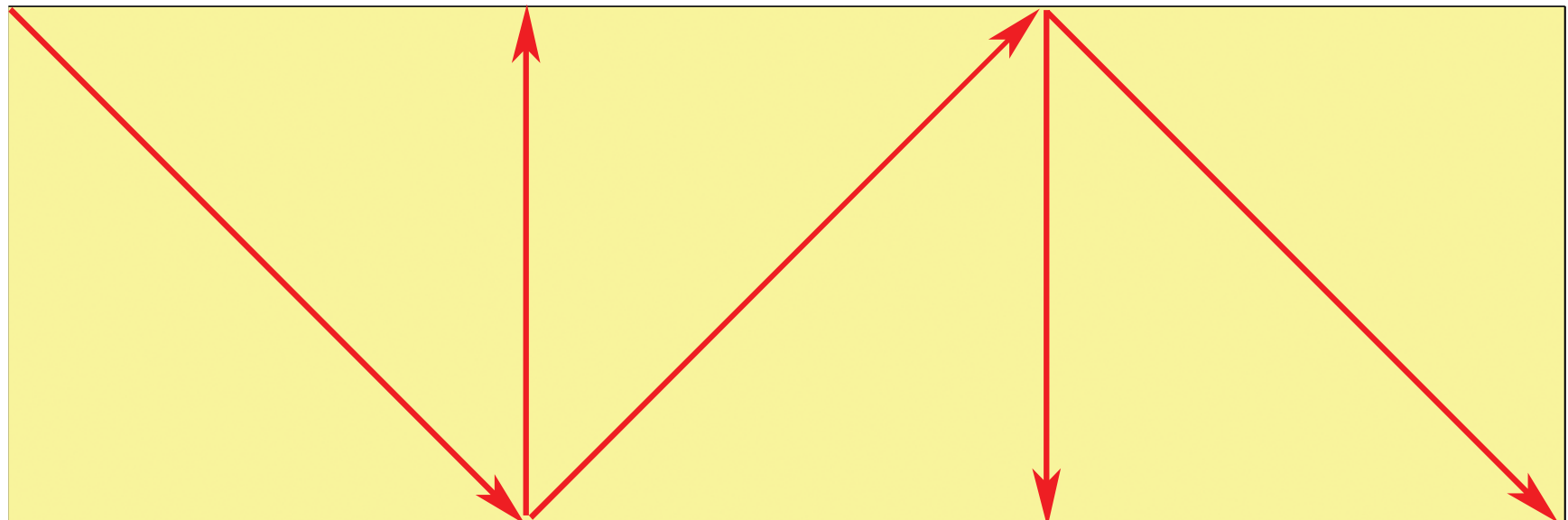


1 inch x 3 inch
(2.5 x 7.6 cm)
->top 1.4 inch (3.5 cm) wide
1.18 inch (3 cm) tall

1. Cut cardstock rectangle
2. Score along red arrows
3. Fold as shown on tutorial
4. Attach top and tassel to inside
5. Tape 3D shape



2 inch x 6 inch
(5 x 15.2 cm)
->top 2.8 inch (7.2 cm) wide
2.3 inch (5.8 cm) tall



3 inch x 9 inch
(7.6 x 22.9 cm)
->top 4.25 inch (10.8 cm) wide
3.15 inch (8 cm) tall